

**G Therapy (NeuroG) Medicine**  
**Center for Life Sciences, Health and Medicine**  
**Pune, India**



**Dr. Gunvant Oswal and Dr. Pooja Upasani**

**Clover Pinnacle Ridge, Kondhwa, Pune 48, India**

**[www.g-therapy.org](http://www.g-therapy.org)**

**Email: [droswal@droswal.com](mailto:droswal@droswal.com)**

**International Calls: 0091-98220-38464 / Calls within India: 020-6522-5780**

**Welcome to the Center for Life Sciences, Health and Medicine, Pune, India – one of the world’s leading integrative medicine treatment centers for neurological and developmental disorders and other chronic conditions.**

Our integrative medical treatment **G Therapy (NeuroG) Medicine** has shown breakthrough positive results in over 10,000 cases of neurological and developmental disorders including **Autism, Cerebral Palsy, Down Syndrome, Stroke, Neuropathies** as well as several rare conditions.

An estimated 60-180 million patients suffer from such neurological conditions and learning disabilities worldwide, for which modern medicine offers little by way of treatment, and G Therapy (NeuroG) Medicine presents an important **ray of hope** for these millions of patients.

### **Images of our Center in Pune, India:**



### **Highlights of G Therapy (NeuroG) Medicine:**

- G Therapy (NeuroG) Medicine is a combination of **pharmacopeia-approved biochemic salts and homeopathic medicines**, and has been developed based on the principles of Ayurveda, Neurophysiology and Homeopathy. The treatment has been developed by Dr. Gunvant Oswal and Dr. Pooja Upasani
- **Improvements** with G Therapy (NeuroG) Medicine have been seen in cognitive and motor functions, speech, behavior, understanding and in major milestones, and significantly improve the lives of patients and their caretakers. These improvements far exceed those normally seen with conventional therapies.
- We have served **patients** from some **40 countries** including India, USA, Canada, UK, China, Germany, Saudi Arabia, United Arab Emirates, Argentina, etc.
- **Results** have been scientifically documented and include internal/external doctors' opinions and video recordings before and after treatment.

- Homeopathic remedies of high dilutions are typically considered to be inherently **safe**<sup>1</sup>.
- We have also found objective evidence suggesting **axonal regeneration/branching** with G Therapy (NeuroG) Medicine in NCV studies in over 20 cases of chronic, degenerative and irreversible neuropathies - perhaps for the first time worldwide.
- This treatment has also shown miraculous clinical and EEG improvements in some 15 children worldwide with the lethal degenerative disease **SSPE**, where normally there is no chance of recovery especially in later stages.
- Our research has been presented at several international **scientific conferences** and featured in the **international media**.
- We are also in the final stages of setting up a **pre-clinical trial** on G Therapy (NeuroG) Medicine with a leading university in South Korea.
- Scientific documentation including video recordings are available at [www.g-therapy.org](http://www.g-therapy.org).

We believe in a humanitarian approach for our work. **No child is denied treatment at our Center for financial reasons.**

We invite research based universities and pharmaceutical companies to partner with us for further research in G Therapy (NeuroG) Medicine, so that this treatment can reach to the millions of patients worldwide that can benefit from it.

**Parents/caretakers interested in G Therapy (NeuroG) Medicine are welcome to reach us at the contact details mentioned at the start of this brochure.**

---

<sup>1</sup> <http://nccam.nih.gov/health/homeopathy/> <http://nccam.nih.gov/health/homeopathy/>

**Some important links on G Therapy (NeuroG) Medicine (Ctrl + Click to open links):**

• **Videos of improvements in some of our patients with various developmental disabilities:**

- <http://www.g-therapy.org/index.php/autism-video-india-usa-canada-cerebral-palsy-video-india-usa-canada-down-syndrome-video-brain-injury-video>

• **G Therapy (NeuroG) Medicine International Yahoo! Support Group**

- With over 700 members and testimonials and discussions by parents on G Therapy (NeuroG) Medicine over the last 10 years: <http://health.groups.yahoo.com/group/g-therapy/>

• **Dr. Oswal on Facebook:**

- <http://www.facebook.com/pages/Dr-Oswal-G-Therapy/343664398310>

• **For our Evidence Based Research on Axonal Regeneration:**

- <http://www.g-therapy.org/index.php/evidence-based-neuropathy-treatment-research-homeopathy>

• **Autism Treatment with G Therapy (NeuroG) Medicine**

- <http://www.g-therapy.org/index.php/autism-treatment-india-usa-uk-canada-australia-malaysia-indonesia-dubai-uae-saudi-arabia-egypt-bahrain-kuwait-egypt-algeria-tunisia-morocco-asperger-pervasive-developmental-disorders-pdd-asd-autism-cure-autism-medicine>

• **Cerebral Palsy Treatment with G Therapy (NeuroG) Medicine**

- <http://www.g-therapy.org/index.php/cerebral-palsy-treatment-india-usa-saudi-arabia-cerebral-palsy-medicine-cerebral-palsy-children-cerebral-palsy-symptoms-spastic-hemiplegic-diplegic-and-quadruplegic-cerebral-palsy-ataxia-athetoid-and-hypotonic-cerebral-palsy-canada-uk-australia>

• **Functional changes with G Therapy (NeuroG) Medicine**

- <http://www.g-therapy.org/index.php/functional-improvements-with-g-therapy--motor-improvements-with-g-therapy--speech-improvements-with-g-therapy--improvements-in-understanding-expressions-and-emotions-with-g-therapy>

**Peer Review of our Research:**

**1) Preliminary results of a retrospective study of 12 cases of the typically lethal disease SSPE (Subacute Sclerosing Pancecephalities) with G Therapy (NeuroG) Medicine at a leading hospital in Mumbai, India**

Dear Dr.Oswal,

Just to give you a preliminaray review of the retrospective analysis of the SSPE patients sent by you.

We have gone thru 12 patients in detail. Most of the cases show clinical improvement once on your therapy.

Those to show maximum benefit are those started on yur therapy soon after onset of the disease.

Once the disease process has been on for a few yrs the benefits are still seen but of limited value.

The EEG shows significant improvement in most cases too. Actual normalisation is seen in a few.

The MRI picture does not show any improvement wth therapy indicating that the disease process is on going inspite of treatment.

I have no proof but it would be worth investigating the benefits of your therapy as it seems to have obvious

neurological benefit at a cellular level. While neural cell function seems to improve the virus still slowly eats into the cell with time.

Thanking you,  
Yours sincerely,

*Anaita Udwadia-Hegde*

**Pediatric Neurologist,**

**Jaslok Hospital and Research Centre**

**Wadia Children's Hospital,**

**Mumbai, India.**

2) Peer Review 2

Member, European Federation  
of Neurologic Societies

Dr. Nandan Yardi

M.D., M.E.F.N.S. (Member)

EPILEPTOLOGIST

16/May /2012

Dear Dr. Gunwant Oswal,

I have seen and examined carefully several children that are taking G-therapy given at your clinic , who are suffering from Mental retardation and cerebral palsy due to various causes such as birth asphyxia, neuro-regressive disorders or SSPE amongst other causes .Most have been on allopathic treatment and or physiotherapy and take the G therapy as an adjunctive, alternative treatment along with their regular treatment. Not all of them have a seizure disorder associated with the problem.

I have also seen children and adolescents or a few adults, with neuropathy who have taken the treatment at your clinic . Some of these patients have shown promising improvement in clinical and global assessment and in milestones that they had not achieved appropriate to their age.

Anecdotal cases of neuroregression seem to have arrested the neuro-regression or have shown some improvement, seen especially in cases of SSPE that well diagnosed at major neurological institutes, and having not responded well to standard allopathic and supportive treatment .I have noted some improvement in a few patients in their follow up EEG tests as well. Similar results have been seen in the few patients of neuropathy as well such as HSMN hat I have had the opportunity to follow up over a time of the past few years including the NCV studies done by independent neurologists at different centres on these subjects.

I would certainly not ignore the response shown by these subjects on G therapy who have often shown objective and subjective changes even on Neurophysiology tests done from time to time. I would urge you to pursue double blind randomized controlled trials to provide evidence to the anecdotal evidence that we have seen till date.

You may collaborate with scientific organisations, pharma or NGOs interested in pursuing such activity to prove the usefulness in evidence based fashion so that the benefits can be made available to those suffering from these disorders.

I wish you all success with your good work.

  
DR NANDAN YARDI

  
DR. NANDAN YARDI  
M.D.  
Member, European Federation Of  
Neurological Societies  
EPILEPTOLOGIST Reg. No.- 51103

EPILEPSY CLINIC  
& E.E.G. LAB

VATSAL CHILDREN

&

EYE

HOSPITAL

VIDYA

SAHAKARI

BANK BUILDING

KOTHRUD

PUNE - 411 038

INDIA

PHONE:

+91-020-25435129

9.30 A.M. TO 7.00 P.M.

CONSULTING

EPILEPTOLOGIST

& PAEDIATRIC

NEUROLOGIST

JEHANGIR

HOSPITAL

PUNE

K.E.M. HOSPITAL

PUNE





3) Peer review 3

Dr. Hemant M. Sant  
M.D., DM  
NEUROPHYSICIAN

28/8/96.

Dear Dr. Oswal,

Thank you for referring your patients Mr. Kulkarni P.M., Mr. S. Agarwal and Mr. A. Zafir. The cases are interesting in that they show recovery after a very long plateau period. The case of Mr. Zafir is especially unusual as his recovery started almost seven years after the spinal trauma which would be highly unusual in the natural course. Mr. Kulkarni who has an axonal + demyelinating type of GB Syndrome is also atypical as he was status quo for about a year and half before starting to improve.

Though late recovery is known in GB Syndrome, the improvements seen in these three cases has started within a few weeks of starting your G Therapy.

This may imply that your G therapy is influencing the recovery in some way, though we will need to study more cases of this type before any firm conclusions can be reached.

I have also gone through your work on cerebral palsy and seen your video cassette which features a few cases treated with your G formula. These cases do show improvement in certain activities of daily living and in their mentation.

I wonder if the drug has a similar mode of action in the central and peripheral nervous system, i.e. is it acting as a nerve growth factor or stimulating the release of such factors. It may be worthwhile pursuing this angle in order to define the utility of the drug and to determine its maximum effectiveness.

I hope a clearer picture will emerge after studying a few more cases of this nature.


Thanking You,  
Yours Sincerely,

  
(Dr. H.M. Sant)

Phone : 362415 (Resi.) 325470 (4-6 P.M.) 420284 (7-9 P.M.)

4) Peer review 4

**GERMAN NEUROLOGIST**


**KWA  KLINIK STIFT ROTTAL**

---

KWA Stift Rottal • Max-Köhler-Straße 3 • 94086 Bad Griesbach im Rottal

**Klinik für Neurologische  
und Geriatrische Rehabilitation**  
Chefarzt Dr. Christoph Garner  
Max-Köhler-Straße 3  
94086 Bad Griesbach im Rottal  
Telefon (085 32) 87-0  
Fax (085 32) 87-484  
Belegung:  
Telefon (085 32) 87-401  
Fax (085 32) 87-464  
E-Mail: [rottal@kwa.de](mailto:rottal@kwa.de)  
Internet: [www.kwa-klinik-stift-rottal.de](http://www.kwa-klinik-stift-rottal.de)  
Bankverbindung:  
Rottaler Raiffeisenbank  
BLZ 740 670 00, Kto.-Nr. 407 810  
Steuer-Nr. 043/68099

**Certificate**

 Mitglied im Paritätischen Wohlfahrtsverband

Dr. Guntavt Oswal from Pune/India has visited our hospital from 5th of May to 10th of May 2005.


He has given a lecture on the principles of G-Therapy and pharmacodynamics of Ayurveda in front of an audience of medical doctors, various therapists and patients with neurological disorders.

On various rounds we have discussed principles of rehabilitation and integration of ayurvedic and other methods of healing. The problems of the patients discussed covered multiple sclerosis, stroke, Parkinson's disease and mental as well geriatric disorders.

9 patients suffering from multiple sclerosis between 10 to 20 years and 2 patients with stroke one year back and less have so far been treated with g-therapy. The duration of therapy was between 7 month and 3 weeks. One MS-patient showed very remarkable unexpected improvement, Out of the remaining patients of MS 4 showed perceptible positive changes partly in a very short span of time.

We saw a young French patient, who was suffering from spastic quadriplegia with mental subnormality in whom in August 2004 an exostosis of the femur was diagnosed measuring 3\*4 cm. 2 weeks after starting G-Therapy in April 2005 almost all of the exostosis has disappeared. From experts in France no reason could be given. It can be assumed, that G-Therapy has an effect at hormonal level also.

We are very much interested to cooperate intensively with Dr. Oswal in Pune to incorporate G-Therapy into the management of patients with neurological disorders, as well as to give support to install high level rehabilitation techniques in his new rehabilitation centre in Pune.



Dr. Christoph Garner  
Medical Director of KWA-Klinik Stift Rottal

Bad Griesbach 10th May 2005

Die weiteren KWA Stiften:  
Geopline-Haus, München • Hans-Isidell-Haus, Ostbrunn • Ruperthof, Rottach-Egern  
Brunneck, Ollbrunn • Am Parksee, Unterhaching • Parkhof Nußhof, Baden-Baden • Kirschl  
Bad Dürnbalm, Bad Dürnbalm • Refektor Rosenau, Konstanz • Parkhof St. Ulrich, Bad Kreuznach  
Parkhof Amstutz, Bad Nauheim • Albstadt Aalen, Aalen • Caroline Ostler Stift, Bielefeld  
im Hohenzollerpark, Berlin • Lybana-Residenz, Botsop

KWA Kuratorium Wäldchen im Allert e.V.  
Vorstand:  
Dr. Helmut Böger, Vorsitzender  
Horst Schmieder



## **Safety Report of G Therapy (NeuroG) Medicine:**

Homeopathic medicines with high dilutions are considered to be safe and free from harmful side effects on account of their high dilutions. G Therapy has been used by more than 10,000 patients for a period of few months to couple of years and has proved to be very safe, with no adverse effects.

We have also conducted a number of laboratory tests in international laboratories to check for the safety of G Therapy.

- A batch of G Therapy medicine was chemically analysed in the UK in 1998 and found to be indistinguishable from sugars used in placebos. The sample did not contain any trace elements over and above those expected in water even after searching down to parts per billion (1 in 1000 000 000). This result is along expected lines, as in homeopathic medicines, on account of the high dilution of the ingredients, there is little or no trace of the original ingredients in the medicine.
- In 2001 a batch of G therapy was tested in the USA and the results are as follows:

### **Test Study**

Metals and metalloids show a predominance of Potassium Chloride with minor amounts of Sodium Bromide. The levels of these materials were not high enough to be of toxicological significance. There were no other metals or metalloids of toxicological significance.

### **Analysis Summary**

Metals Tested - Inductively coupled Plasma/Mass Spectrometry for: Lithium, Boron, Neon, Aluminium, Silicon, Phosphorous, Argon, Scandium, Titanium, Iron, Gallium, Antimony, Arsenic, Beryllium, Bismuth, Cadmium, Calcium, Chromium, Cobalt, Copper, Lead, Magnesium, Manganese, Mercury, Molybdenum, Nickel, Potassium, Krypton, Rubidium, Strontium, Yttrium Zirconium, Niobium, Ruthenium, Rhodium, Palladium, Silver, Indium, Tellurium, Xenon, Cesium, Barium, Lanthanum, Cerium, Praseodymium, Neodymium, Samarium, Europium, Gadolinium, Terbium, Dysprosium, Holmium, Erbium, Thulium, Ytterbium, Lutetium, Hafnium, Tantalum, Tungsten, Rhenium, Osmium, Iridium, Platinum, Gold, Thorium, Uranium, Selenium, Sodium, Thallium, Tin, Vanadium and Zinc. No traces of above substances found.

**It is interesting to read the views of the National Institutes of Health in the USA on homeopathy, which can be accessed at <http://nccam.nih.gov/health/homeopathy/>.**

### **Statistical Report of G Therapy (NeuroG) Medicine in Autism Cases:**

Below are the results of a study conducted at our Center on a group of patients with Autism Spectrum Disorders with G Therapy (NeuroG) Medicine. The results show significant improvements in patients with G Therapy (NeuroG) Medicine (Years 2009 – 2013).

Total No. of Patients : 64

	Behavior	Cognition	Eye-Contact	Speech and Communication	Hyperactivity
Improved	49	48	44	26	26
No Improvement	15	16	20	38	38
Total	64	64	64	64	64

### **Autism Treatment with G Therapy (NeuroG) Medicine:**

Autism affects about 0.2% of the total population according to the National Institutes of Health (USA) estimates.

While there is no known complete cure for autism, G Therapy has shown significant results in the treatment of some 2000 cases of Autism.

Important changes in patients after G Therapy include reduced hyperactivity, better eye-contact, increased social interaction, improved communication, etc.

[Click here for an article on G Therapy in the Autism Perspective Magazine.](#)

### **Cerebral Palsy Treatment with G Therapy (NeuroG) Medicine:**

Today management of cerebral palsy children and patients mainly depends upon assistive technology. So far there is no drug therapy available to improve motor functions and higher cortical functions of the brain.

G Therapy meanwhile has shown significant results in the treatment of cerebral palsy in over 2000 patients. Changes in cerebral palsy patients with G Therapy include better muscle tone, fewer involuntary movements, increased coordination, etc.

### **Brain Injury Treatment with G Therapy (NeuroG) Medicine:**

G Therapy has shown significant improvements in patients with brain injury. Improvements have been seen in gross and fine motor control, understanding and cognition, gaining/regaining of daily activity skills, emotional competence, speech, etc.

### **About Dr. Oswal and Dr. Pooja Upasani:**



Dr. Oswal graduated with a BAM&S degree - an integrated course in Allopathy and Ayurveda - from the University of Pune, India. Over 38 years of practice he has been involved in research in several fields including neurodevelopmental disorders and neurological conditions, SSPE, chronic neuropathies, herpes zoster, malignant brain tumors, and other chronic conditions. He leads the research into G Therapy (NeuroG) Medicine together with Dr. Pooja Upasani. His work has been presented at several international medical conferences and he is also the recipient of several awards in India and worldwide. Dr. Oswal is also involved in significant charitable work.

Dr. Pooja Upasani is a graduate in Homeopathy from the University of Pune, India. Pooja works closely with Dr. Oswal in the research of neurodevelopmental disorders and neurological conditions. She is also interested in research in the areas of various chronic conditions like Stress-related disorders, Depressions, Pediatric cases, Menopausal Syndrome, Asthma, Gastro Intestinal disorders, Liver disorders, Skin disorders, Musculo Skeletal conditions etc.

**About our Center:**



The architecture-award winning CLSHM campus has been designed by eminent US architect Prof. Christopher Benninger. The Center houses one of India's best-equipped physiotherapy and occupational therapy facilities and has been designed in an eco-friendly manner offering patients a uniquely peaceful and relaxing atmosphere. In addition to G Therapy (NeuroG) Medicine, other innovative research developed at our Center include treatments for Herpes Zoster, mental depression, hay fever and asthma, menopausal syndrome, leucoderma and eczema, chronic colitis, etc.



## **Conditions Treated with G Therapy (NeuroG) Medicine:**

Following is an indicative list of conditions treated with G Therapy (NeuroG) Medicine. Research is constantly ongoing on other rare conditions and developmental disorders. G Therapy (NeuroG) Medicine has shown positive results in the following:

- ADD / ADHD
- Autism
- Cerebral Palsy - spastic, hypotonic, athetoid, ataxic
- Down Syndrome
- Dystonias
- Hyperactivity
- Kernicterus
- Mental Retardation
- Rett Syndrome
- Strokes & Post Surgical Neurodeficit
- Multiple Sclerosis
- Neuropathies,
- Various syndromes with developmental delay

## **G Therapy (NeuroG) Medicine Conference Presentations:**

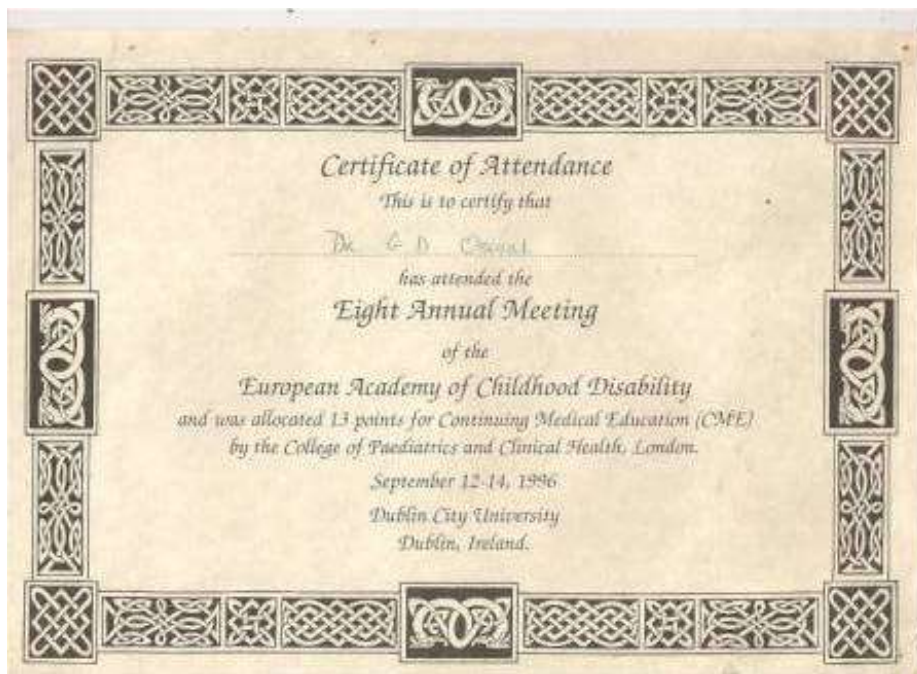
### **Dr. Oswal's work on developmental disorders has been presented at:**

1. Indian Medical Association, Pune branch, India in 1991 and 1993.
2. National Institute of Mental Health 4th refresher Course of NIMH RIC (W). Pune-India in Feb 1993.
3. 7th National Seminar – 'CONFLUENCES' of Spastic Society of Tamilnadu, sponsored by Unicef and Rajiv Gandhi Foundation at Madras, India in Dec. 1993.
4. National Integrated Medical Association Annual Conference, Jhansi, India in Dec. 1993.

5. XIth World Congress on Mental Retardation of ILSMH – (International League of Societies for Persons with Mental Handicap) at New Delhi, India on 24th Nov. 1994.
6. 9th World Congress of Paediatrics of International College of Paediatrics and Child care – 3rd July, 1995 London.



7. 9th Annual conference – Association of Neuroscientists of Eastern India – Dibrugarh, Assam, India on 19th Oct, 1995.
8. 1996 International Parent – to – Parent Conference, 30th March, 1996 at Albuquerque, New Mexico, USA.
9. European Academy of Childhood Disability 8th Annual International Meeting – Dublin 12-14 September, 1996, Ireland.



10. National Congress on Cerebral Palsy - A Team Approach. Oct 1-3, 2004 Chennai, India.
11. Medical Conference on Integrative Medicine of Yeungnam University, Daegu, South Korea, 22 March 2010

**This Work has also been selected for presentation at:**

1. Head Start's Third National Research Conference, USA, in collaboration with Columbia University school of Public Health, at Washington, USA, on June 20-23, 1996.
2. International Association for the Scientific Study of Intellectual Disability, 10th World Congress July 8-13, 1996, Helsinki, Finland.
3. Third Paralympic Congress, August 12-16, 1996, Atlanta, Georgia, USA.
4. American Academy for Cerebral Palsy and Developmental Medicine, 50th Anniversary Meeting in Minneapolis USA, September 18-21, 1996 for Demonstration Poster and also for 1997 meeting.



**Certificate from Yeungnam University, South Korea:**





**Dr. Oswal presenting his research at conference organized by Yeungnam University in South Korea:**



**Dr. Oswal receiving Certificate of Appreciation from Dr. Seungpil Jung, PhD, Head of Family Medicine at Yeungnam University, South Korea:**



**Dr. Oswal presenting his research to Doctors at Bad Griesbach, Germany at the invitation of Medical Director Dr. Christopher Garner:**



## **G Therapy (NeuroG) Medicine in the international media:**

Dr. Oswal's work has been extensively covered in the Indian and international media. Following is a sample of some of the articles (Ctrl + Click to open links):

- [Neurology patients may have hope in "G Therapy"](#)  
Indian Express, November 23, 2009
- ["CNBC Good Life"](#)  
Thursday, March 10, 2005
- ["German Neurologist Dr. Garner's visit to Dr. Oswal's clinic in India "](#)  
Sept 03, 2005
- ["Doctor to speak on 'miracle' Therapy"](#)  
The Times of India, 17 January 2004
- ["Springing them back to life"](#)  
The new Indian Express Feb 3 2004
- ["Optimism is the key"](#)  
The DAWN Aug 29, 2004
- ["IN Gujarati News"](#)  
National Gujarati News 22, July 2003
- ["Homeopathy+Ayurveda=G-Therapy"](#)  
Times of India- Bombay Times, 5 Dec, 2003
- ["G-Therapy working miracles for major brain disorders"](#)  
Hospital Reviews May 16-31, 2003
- ["A messiah in disguise"](#)  
Mid-day June 21, 2002
- ["Doc's brainwave"](#)  
The Week Apr 28 2002
- ["The Gulf "](#)
- [G Therapy: Doc's brainwave - Gunwant Oswal helps those with cerebral disorders](#)  
The Week, Pune, April 28, 2002

- **[A Wonderful Remedy Called G-Therapy](#)**  
Maharashtra Herald, Pune, Monday April 15, 2002
- **[A Breakthrough Therapy](#)**  
Pune Times, Monday, March 26, 2001
- **[The G factor in Dr. Oswal's life](#)**  
Deccan Chronicle, Sunday, August 19 2001
- **[Miracle doctor's wonder pill for major brain disorders](#)**  
Times of India, Bangalore, Saturday, April 22, 2000
- **["Could a herb cure autism?"](#)**  
Daily Mail - Tuesday, April 13, 1999, UK
- **[New hope for little Shereen](#)**  
The News, March 12, 1997, UK
- **[Remedy offers hope for Ashley](#)**  
The Citizen, Friday, April 4, 1997, UK
- **["Little Miss Miracle"](#)**  
CRAWLEY NEWS, Wednesday, July 16 1997, UK
- **["Springing them back to life"](#)**  
Indian Express - CITIZEN - June 15, 1995
- **["Ray of Hope for Mentally Retarded"](#)**  
Pune Plus - June 1, 1992
- **["A new therapy that offers fresh hope to mentally retarded children"](#)**
- **["G-therapy: New hope for cerebral palsy victims"](#)**  
Express News Service Pune, Dec 8
- **["G-therapy: In Gulf"](#)**
- **["In the News : "G Therapy in Russia"](#)**
- **["New center to offer 'G-Therapy' for neurological disorders"](#)**  
The Times Of India
- **["G-Therapy: A Ray of Hope For hapless Children"](#)**





### Middle East News on G Therapy (NeuroG) Medicine

## 6 آلاف أسرة سعودية تبحث عن حلول لمستقبل طفل التوحد



**سيدتي، الرياض**  
**نهائي عيد المآجد**  
**تصوير: عبد التعم حامد**

تكثر حالات الإصابة بالتوحد ADHD في السعودية بأكثر من 100 حالة في السنة تقريباً. يعمل عدد الضحايا حالياً في نحو ستة آلاف طفل توحد، ثلثهم اسره طفلة بوميا ما بين عدم وجود استشاريين متخصصين للتشخيص التوحد وفلة المراكز والمعارس الخاصة بتعليم اليتيم والتأهيلية لهذه الفئة وأهل الكثير مشكلة واحدة اسره الاطفال التوحدين في السعودية هي عدم توفر المعلومات الكافية عن التوحد وكيفية التعامل مع اطفاله ويحكي ياسر الفهد، والد الطفل السعودي مشعل، ان معاناته مع التوحد بدأت عندما لاحظ على ابنة علامات فرطية بعض الشيء بعد بلوغه السنة الأولى من حياته. مثل تأخر الحبو واللشي والتسلق، وكذلك عدم ابداء أي اهتمامين حوله اقتراء بطنهك تاردا ويمضي تارة اخرى من غير ضيق، ويقول:

بعد ما في مستشفى الملك فيصل التخصصي في الرياض - والحمد لله بعض التوجهات والاستشارات لتلك والأمهات - فالظاهر للتشخيص انه مصاب بالتوحد، وبعد ذلك اخذت امدت من مراكز خدمة العلاج فعملت ان هناك مركزا في البصيرة الفيصلية في جدة والتي لم استنجع كالمثل به لاني استأجر في الرياض، ثم ذهبت المركز الامير سلطان للتعاقد في الرياض، ولكن ابني لم يتقبل الاة اهلاني من اعادة تركه، ويحتاج في عائلته خاصة تتناسب مع حالته ويوصف في الدكتور العلاج في المشافي التخصصية بدمية في العي المتوافقة لتعالج مع الاعاقات ويعيد اليها بحسني الامل والادف وجهتها متخصصة في استلامه تاردا، و Dr و yndrome ولا تعالج الاطفال مثل التوحد، وكان اشر معالي بدمية الفكرة، وبالفعل في اتمت صغيري ولا يستطيع الكلام في الفهم ولا يستطيع الذهاب في دورة اياه فعلمنا على تعلمه، ولم يقبل مشعل، لما كان في الا ان امه طر كتبه لعرضي على كيفية التعامل مع ابني، وبعد انة حضرت الان عسوا في جمعية التوحد البيوطيكية التي تنادي بالمعلومات عن هذه الاعالة وكيفية التعامل معها.

### تجربة ناسية

10 ساعات فقط جعلت ابني في التوحد، هناك بدأت فاعلية

الاضطراب الذي يتسبب في الطفولة وقد يتسبب في التوحد أو خطأ بالعلاج المتسرع في وقت مبكر.

وهذا العلاج يتناسب بشكل خاص مع مجموعة الاطفال التوحدين الذين يعانون من اضطرابات عقلية مرافقة لا يسود ايمو متساوين بنفس طوي في اقران هذا النوعين الأمر الذي يدفعنا للتدخل في بعض المبرمجيات المتسارعة من خلال التمرين ويعمل على التثقيف والتفكير والذاكرة.

ومن الاجتهادات الاخرى في علاج اضطراب التوحد علاج طبيعته يدعى G-Therapy يعرّفه طبيب عدي متخصص بعلاج امراض الجهاز العصبي التركيبي باليونانوياتي العلاج الفلزي هو الدكتور حساموات اوسوال (Oswal) من جامعة Penn University في الهند.

ومن الامراض المشهورة بهذا العلا - المتسرع في التشكل التي تتلازمة تارن والتوحد. وبالتالي علاج من خلالها عيشة مع بعض الاملاح الحيوية التي تساعد على تنظيم التوصلات العصبية في الدماغ والعماد الوظيفية للطفولة، وكذلك يساعد العلاج على تنظيم العوازل التناسل في الجنين.

ويبحث الضمير بالحقون اضطراب التوحد بالتوسيفي Music Therapy ويحفظون له بالمشاهدة ادماء والاشعاع الوظيفية مما يساعد في ايجاد الوظيفية للطفلة.

تاسير العولمي، او نطلقا لوجهدنا، ناصر 10 سنوات ويريد لا حوالتنا والاعمال لتقول - الذي طلقا كوحيدان، وعندما وادت ناصر لبي الاكبر لم الاحد باهه شيئا عروبة التي ان بلغ عامه الاول عدها لاخفقت ان لا يتكلم مثل بقية الاطفال، وتوحدنا انه يحكي من مشكلا في السنة، فاضطت به الى طبيب التذوق والاذن والخطوة التي حولني لاستشارتي بعيني، التي ان ظهر عندنا تشخيص نهائي والاقى انه اصابة ناصر بالتوحد، واصيد هذا الاول البحث عن اي معلومة تعرفنا بهذا المرض وكيفية التعامل مع ناصر، وعندما اخذت ابني يزيدة اخذت بنفس كل علامات التوحد عليه، وعندما عرخته لتخيد لكد في اعملته بالتوحد اريدت ويبدأت تتعلم العائلة التي لم تتك في ابوي، وزاد عهده الثاني على امرتنا الصغيرة مسوية الطفل.

والتي لا اتمنى عائلته احد بهي قد فتره عندما كان السداد يصيد معلا في المنزل ونسي باب الفلج مفتوحة وهي لغة متا خرج يزيد وعلمنا لقمتة خرجنا وولمده والجنوني والخوان زوجي في العظلة معنا عنه واشقا ذواتنا الشعة التي تاربت في المشقة والتأطيل الجائرة صباح اليوم الثاني ولكن يزيد لم يطق، واستمنا كمشقة المشقة ففهم في عهده الوادي فوجدنا يكون قد فرقا، ولم يعلقوا عليه، لما كان منهم الا ان استخدموا طاردا الويلواتر باهر من الابن سمان، عزاء الا خيرا، وبمساعدة اكلاب الويلواتر من اهلنا، حتى ابني في احدثت الوادي بعد 10 ايام، فبدأت خلالها التمرن، وسعدنا

Times of India, India

(10)

# Breakthrough cure for cerebral palsy

**After 24 years of research, a Pune doctor has developed a therapy that shows amazing results in treating brain-damaged children, and is attracting world-wide attention, reports RAMEERA MOLEDDINA**

**CEPHALIC** palsy is a devastating condition caused by damage to the brain before, during or immediately after birth. There is no known cure. So far there is hope.

Dr Ganesha Chandel, an orthopedic medical practitioner from Pune, is credited for using the 24 years experience of therapy which has yielded amazing results in treating children afflicted with cerebral palsy. In his 1000 cases, the obligatory cerebral palsy shows 100% improvement in about 75 per cent of his patients. Interestingly, the improvement can occur almost immediately after administration of the therapy.

Dr Chandel's Centre for Developmental Disorders in Pune has evolved the medicine using traditional Indian Ayurvedic medicines. The therapy, which he calls 'G

Therapy' is amazing. International attention, the his treated patients with a remarkable degree of success, in about a dozen countries all over the world.

The medicine is an extract of vegetable origin, prepared by successive distillation, and administered just once a day. It is a complete combination of herbal extracts, prepared in ayurvedic style, and has been 'patented' in India.

According to Dr Chandel, about 20 per cent of babies with cerebral palsy also suffer from mental retardation, and from out of every 1000 babies, after from cerebral palsy, in developing countries, 50 per cent is seen lighter than a we believe there is a new avenue to help the affected ones.

His researches of problems from early childhood, cerebral palsy, autism, learning difficulties, and other behavioural problems, cerebral palsy, autism, the greatest challenge to meet, he adds.

Accordingly, Chandel's research has been covered with great interest in some of the best prestigious international medical conferences, like the 9th World Paediatric Congress, London, in '95, the European Academy of Child and Adolescent Psychiatry, Mexico, in '96, the International Forum to Support Congress, USA, in 1998 and the 11th World Congress on Mental Substitution, in '97.

His work was highlighted in London, Mexico, and other countries like UK, Australia and USA are exploring Dr Chandel's revolutionary breakthrough therapy. Dr Chandel regularly

visits his patients in Europe, UK, USA, Australia, Middle East, and even far away West Indies to build our base in numerous, young victims of cerebral palsy and other neurological disorders.

**GRATEFUL PARENTS**

Some of the letters he receives from grateful parents speak volumes about the recovery of his treatment. Writes Vijaya Prasad, a chartered accountant and psychiatrist from UK: "My son is 10 years old. He was diagnosed as having right sided hemiplegia at the age of five months. His affected leg could not be fully developed normally and two years later some hemiplegia and prolonged use of antibiotics for an ear infection. His behaviour became rigid and demotivated for his ability to conduct activities and began to miss phrases and words very quickly. He became destructive, could no longer sit and concentrate and could not understand language. At the age of three, he was diagnosed as having cerebral palsy. Last year he was put on 1000 mg of anti-epileptic, he became more when he started to receive G Therapy in December '97".

From New Zealand, Dr. Kenneth, wanted to know immediately the is continuing with cerebral palsy, increasing his needs clearly and connecting us, great around here. He is more positive and motivated towards with other children in his school to believe when he would like several questions to connect to internet. He continues doing language, motor, fine, his speech is well and

(Contd. on page 6)

Dr. Chandel with a confident 8-year old Shreya Saravali of Crowley is UK after she got cerebral palsy by walking for the first time in her life after being administered the G-Therapy.

## Times of India, India

### Homeopathy+ Ayurveda=G-Therapy

wherein all medicines and consultations are provided free. For more details call 9520-6355511.  
[kinjal.dagti@timesgroup.com](mailto:kinjal.dagti@timesgroup.com)

■ Kinjal Dagti  
Downtown Mumbai

A breakthrough in correcting neurodevelopmental disabilities such as cerebral palsy, mental subnormality, Autism, Down's Syndrome, has relieved several South Mumbai patients.

A Pune-based doctor, Dr. Gunvant Oswal, has invented G-therapy, a treatment based on the homeopathic system of medicine that has revolutionised the way brain injuries and developmental disabilities are perceived.

technology like speech and behavioral therapy, occupational therapy, counseling, symptomatic drug therapy and surgery for corrective measures.

Says Dr Oswal, an integrated practitioner in Ayurveda and Allopathy since 1970, "G-Therapy works on the principles of Homeopathy and Ayurveda. It can be given in the form of a few drops of liquid, or added to sweet lactose pills. The treatment involves the intake of a special combination of herbal extracts in potentiated form and suits of the body. Till today, no drug therapy has been able to improve motor functions and higher cortical functions of the brain. G-therapy has shown significant improvements in these conditions in about 70 per cent of the patients. Moreover, there has been no adverse reactions." In fact, Dr Oswal reveals that a parent had once reported that his mentally subnormal child consumed a month's dose in a day and yet, there were no side effects.

Over 7000 patients worldwide with brain injuries, developmental disorders and nervous system disorders have tried G-Therapy. Some parents have noted improvements in the early weeks of therapy like new words, more speech, ease of movements, bladder control, reduced hyperactivity and reduced spasticity. However, clarifies Dr Oswal, the improvements seem to plateau over a period of 3-4 months and significant change is usually demonstrated after 8-12 months period of starting. Dr Oswal even gives

free treatment to needy patients and has recently started 'one free day a week'

**Break through on medical grounds**




Says Lower Parel resident Sejal Jhaveri, whose 30-year-old sister is a Down's Syndrome patient, "A relative recommended G-therapy to us and since we had experienced limited success with speech therapy, we agreed. We saw significant improvement in my sister's responses. She became more alert, sensitive and expressive. Her speech is still slightly unclear but on the whole, her mental and motor activities has improved."

Another patient, Devangi Parikh, a resident of C.P. Tank, says, "Truly, G-therapy comes as a boon to children, who have to rely on assistive



## Times of India, India

THE TIMES OF INDIA, BANGALORE



Dr Guntvant D. Oswal with patient Abdul Khader (25) in Bangalore on Friday.

### Miracle doctor's wonder pill for major brain disorders

Sowmya Aji Mehta

BANGALORE: It was a miracle of sorts. As local doctors watched agape, when a four year old child, who had been nothing more than a vegetable barely an year earlier came walking down the aisle and slowly spoke formed sentences, even as Guntvant D. Oswal, the doctor behind the miracle, impassively stood by.

This was nine years ago, in Pune. Since then, Oswal's fame has spread far and wide, and hundreds of anxious parents, who have a child born with or suffering from injuries to the brain, have turned to him as their last hope.

"About 70 per cent of the children who come to me do show signs of improvement. The others are probably too severe cases to be helped, but we keep trying anyway," Oswal, who is on a visit to Bangalore, told *The Times of India*.

Oswal works with patients aged between 18 months and 52 years (which is presently the oldest), in India, United Kingdom and the United States. An organisation dealing with brain injuries in Egypt has also evinced interest, the doctor said.

"All my treatment involves the standard sugar coated tablets used by homeopathic practitioners. I put in a liquid made from a herb mixture and body salts that I developed. The patients are required to take this twice a day," Oswal says.

This "herbal pill" as a British medical magazine called it, treats a whole range of brain disorders, from cerebral palsy to autism to mental retardation, for all of which there is no allopathic cure. Over 4,500 patients are already being treated at the Sanjeevani Clinic, Pune, with 3,000 patients on the waiting list.

"Three out of every 100 children born in India are sub-normal, that is, they have below the normal IQ

of 100. Of these, 20 per cent suffer from cerebral palsy, which is about one or two children in a thousand," the doctor explains.

He did attempt to use governmental machinery to spread his treatment method, called the G-therapy. "It is very difficult to go via the government. It is heart-breaking. But if the government does come forward to use my treatment and help the public in a big way, and agree to protect my intellectual property rights, I am willing to do all that I can," Oswal says.

The Rescue Foundation for the Brain Injured Infant in Britain did a chemical analysis in 1998. The pills were also given to about 10 children initially in Britain. The result was so heartwarming, that parents of brain-injured children there have started a G-therapy support group which even publishes a quarterly newsletter updating the latest on the therapy, and the health of various patients. The support group also functions in the US.

The doctor is, for the first time, planning a branch in Bangalore also, with the help of Rafia Muneer Fazal, sister-in-law of Medical Education Minister Nafees Fazal. Muneer Fazal, whose grandson is under Oswal's care, says: "None of the other doctors had given us any hope. But now, with Dr Oswal, I am confident that my grandson will do all the things any other child will do."

The Bangalore centre is being planned as the meeting place for all of Oswal's patients in the south. The doctor is also planning a major centre at Pune, to accommodate more patients, and additional research on sub-acute sclerosing pan encephalitis (SSP) which is a lethal disorder affecting children.

(Dr Oswal can be contacted at 020-655511; Fax: 020-642869; email: guntvant@pn2.vsnl.net.in; url: <http://www.g-therapy.org/>)